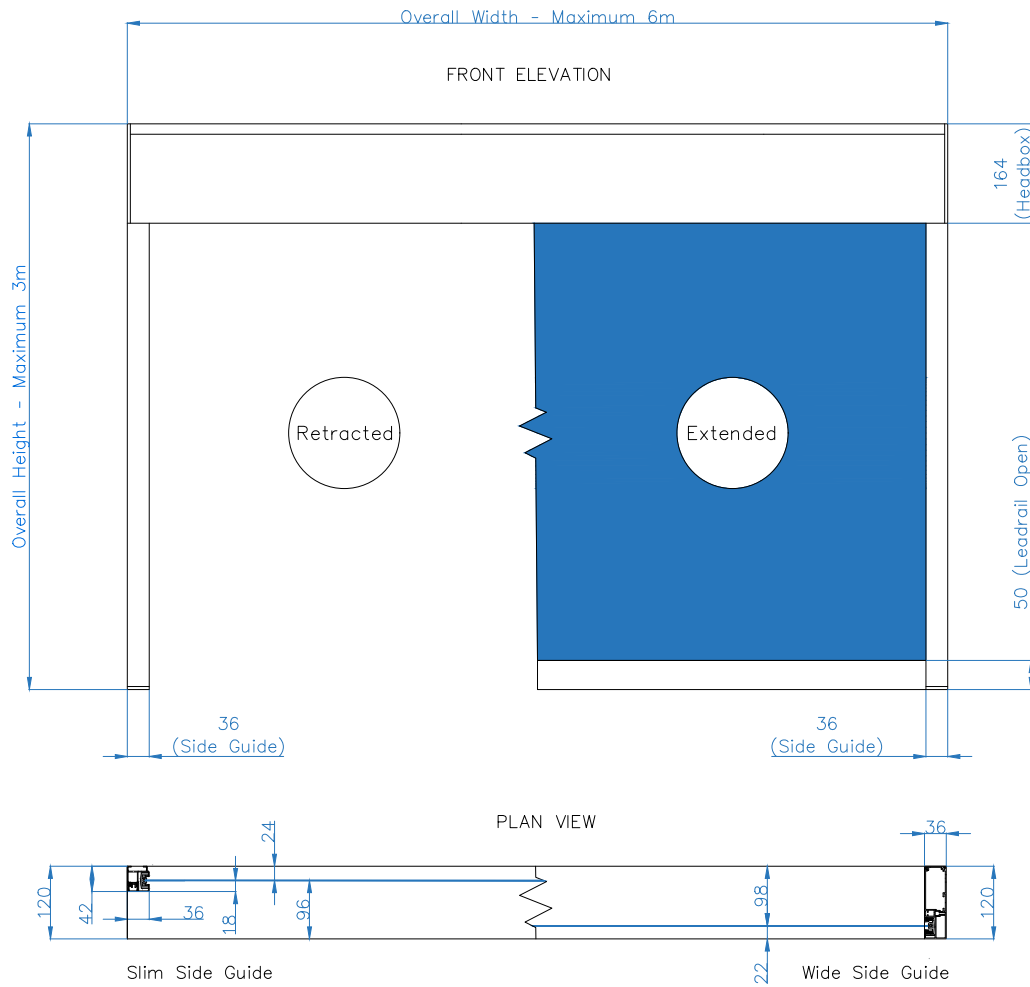
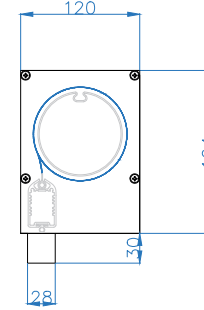


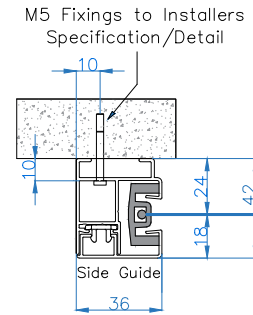
Blind weighs c.12kg per metre width



Headbox
(for slim side guide)

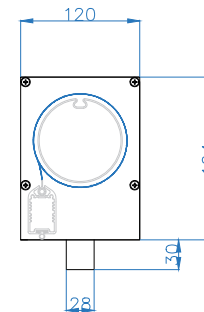


Mounting Detail PLAN VIEW

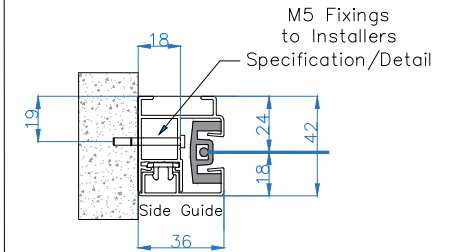


Slim Side Guide – Face Fix

Headbox
(for wide side guide)

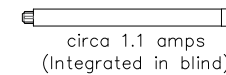


Mounting Detail PLAN VIEW

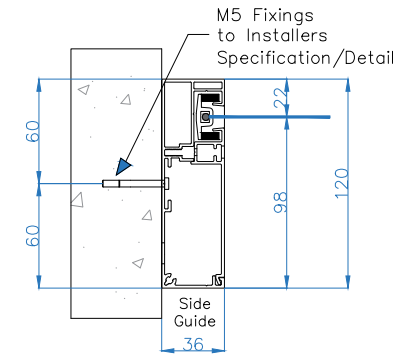


Slim Side Guide – Side Fix

Blind is fitted with a 240v motor with a 3 core (live, neutral, earth) cable (5m length) exiting either the rear right or rear left of the headbox that needs connecting to a standard switched fuse spur/socket, fitted with a 5amp fuse.



circa 1.1 amps
(Integrated in blind)



Wide Side Guide – Side Fix

All dimensions are shown in millimetres unless otherwise stated



Tel: 0344 800 1947
 info@cbsolarshading.co.uk www.cbsolarshading.co.uk
 HEAD OFFICE, FACTORY & SHOWSITE
 Woodhall Business Park, Sudbury, Suffolk, CO10 1WH

It is Caribbean Blinds UK Ltd policy to continuously develop and improve our products. We therefore reserve the right to modify or change the detail/design at our discretion and without prior notice. This drawing is the copyright and sole property of Caribbean Blinds UK Ltd. The design/information is private and confidential. It must not be copied, exhibited or communicated to third parties for any purpose other than that for which it was issued without the written consent of Caribbean Blinds UK Ltd.

Drawing Name: Dominica Arrangement & Mounting
 Drawing Number: CB/ERB/DOM/AM Rev: A
 Date: 27/02/2025 Scale: NTS Drawn By: CB